

No. SP22-31-0821

Date May 27, 2022

SPECIFICATION

FOR

600V ETHYLENE PROPYLENE RUBBER INSULATED
POLYCHLOROPRENE SHEATHED FLEXIBLE CABLE


Code : 600V F-CUR-2PNCT 9X5.5mm²+14X2.5mm²

Quantity

Your Ref. No.

Our Ref. No.

Signed by



Takanobu Watanabe

Manager

Advanced Components & Materials Div.

Electric Wire & Cable Business Unit

Engineering Dept. I

 **Hitachi Metals, Ltd.**

Issue and revision record

Rev. No	Issue date	Item	Prepared by	Reviewed by	Approved by
-	May 27, 2022	First issue	<i>K. Yamane</i> K.Yamane	<i>N. Ono</i> N.Ono	<i>T. Watahabe</i> T.Watahabe

1. Scope

This specification covers 600V Ethylene Propylene Rubber Insulated Polychloroprene Sheathed Flexible Cable, which is reference to Japanese Electrical Facility Regulation and Manufacturer's Standard.

2. Construction and Materials

2.1 Conductor

Conductor shall be stranded flexible conductor consisting of tinned annealed copper wires.
A suitable separator tape shall be applied over the conductor.

2.2 Insulation

Insulation shall consist of ethylene propylene rubber compound.
Nominal thickness shall be shown in the attached table 1.
Ave. thick. : not less than 90% of the nominal thickness
Min. thick. : not less than 80% of the nominal thickness

2.3 Core identification

The core identification shall be made by the color of the insulation or the color of the insulation surface as shown in the attached figure 2.

2.4 Cabling

The insulated conductors shall be cabled.
Suitable fillers and binder may be applied at manufacture's discretion, if necessary.

2.5 Sheath

Sheath shall consist of black polychloroprene compound.
Nominal thickness shall be shown in the attached table 1.
Ave. thick. : not less than 90% of the nominal thickness
Min. thick. : not less than 85% of the nominal thickness

2.6 Dimension

The dimension of the cable shall be in accordance with the attached table 1.

3. Marking

Manufacturer's name and year of manufacture shall be marked by suitable methods.

4. Inspection

Inspection shall be made on the following items prior to shipment.

Properties	Standard to comply with	Requirements	Test interval
Construction and dimensions	JIS C 3005 4.3	To comply with clause 2 and the attached table 1	Every shipment
Withstand voltage test	JIS C 3005 4.6	To withstand AC 3000V for 1 min.	First shipment
Conductor resistance	JIS C 3005 4.4	Not more than the value in the attached table 2	
Insulation resistance	JIS C 3005 4.7	Not less than the value in the attached table 2	

5. Guide to use

This cable is designed for curtain style method as shown below.

**1. Curtain style method
(Festoon method)**

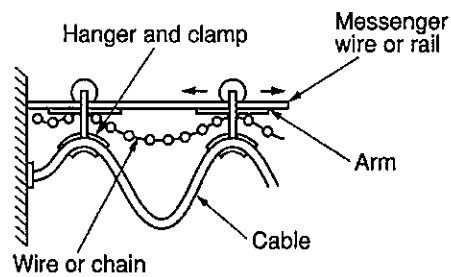


Table 1 : Dimensions

{ Code : 600V CUR-2PNCT 9×5.5mm²+14×2.5mm²}

Item		Unit	Specified Value	
No. of conductor		—	9	14
Conductor	Nom. cross-section area	mm ²	5.5	2.5
	Construction	No./mm	70/0.32	49/0.25
	Approx. diameter	mm	3.1	2.1
Nominal thickness of insulation		mm	1.0	0.8
Nominal thickness of sheath		mm	3.6	
Approx. diameter of completed cable		mm	42	
Max. diameter of completed cable		mm	44.1	
Approx. weight of completed cable		kg/km	2240	

Table 2 : Characteristic

Item	unit	Specified Value	
Nom. cross-section area	mm ²	5.5	2.5
Max. conductor resistance at 20°C	Ω/km	3.56	8.21
Min. insulation resistance at 20°C	MΩ-km	400	500
Permissible minimum bending radius	mm	260	

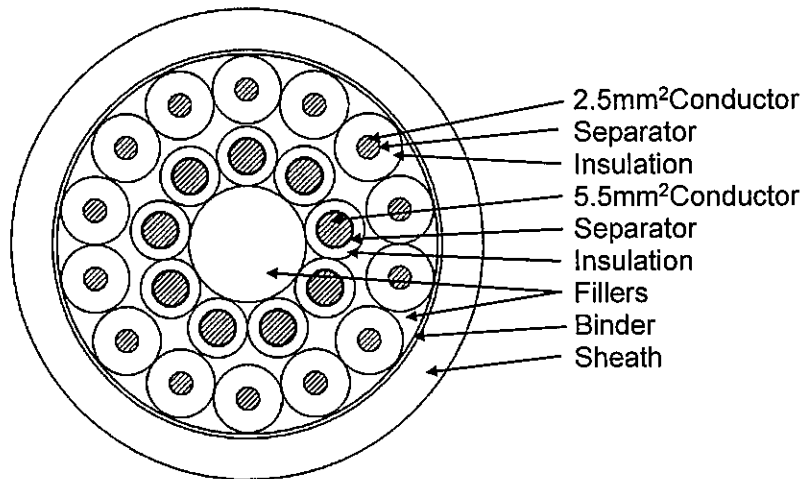


Fig.1 Cable cross section

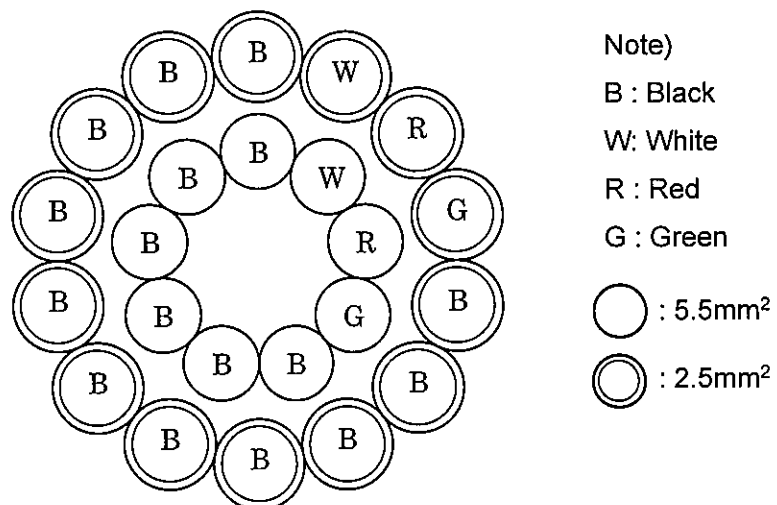


Fig.2 Core identification